

# Music for Remote Learners!

With Mrs. Agoney



Please complete one worksheet per week or visit and explore one website per week! You can return any materials you have when you return to school. You may also check your music course in Schoology for materials and activities but you need only do one worksheet or activity per week.

**For the Listen and Roll worksheet:** Pick a song or piece of music that you like and after you've listened to it roll a dice to answer the questions about it. You can answer them on a separate piece of paper or on the back of the worksheet. You need to answer all of the questions so keep rolling until you get all of the numbers!

Here are some fun music websites:

Chrome music lab: [www.musiclab.chromeexperiments.com](http://www.musiclab.chromeexperiments.com)

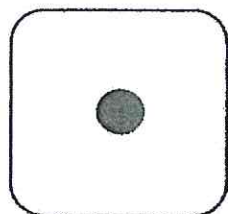
Groove Pizza: <https://apps.musedlab.org/groovepizza/?museid=oKcruYR22&>

Music Play Online:

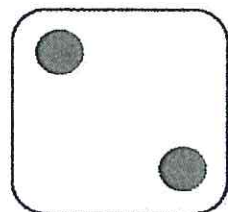
[www.musicplayonline.com](http://www.musicplayonline.com)

If you have any questions, please message me on Schoology or email me at [bagoney@saranac.org](mailto:bagoney@saranac.org). Be sure to include your classroom teacher and grade level.  
Have fun!

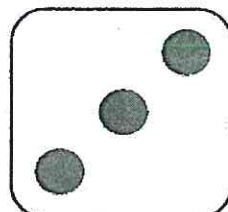
# Listen & Roll



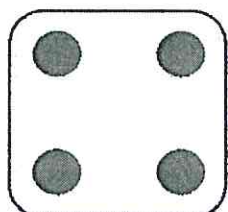
How would you describe the tempo or the speed?




Did you like or dislike this piece?  
Give one reason why.




How would you describe the dynamic or volume of this piece?



How would you describe the mood or feeling?



What instruments or voices did you hear?



What would you consider the style of this piece to be?


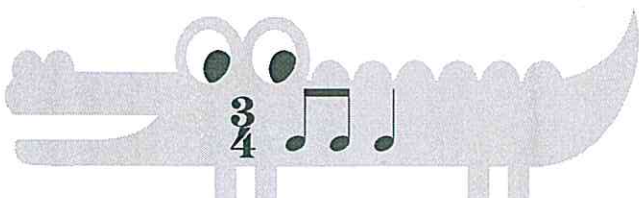












Name: \_\_\_\_\_ Classroom: \_\_\_\_\_ Date: \_\_\_\_\_

# Alligator Beats



Each alligator needs 3 beats. Feed them by adding rhythms to their bodies. Make sure the rhythms in each alligator add up to 3 beats.



Name: \_\_\_\_\_ Teacher: \_\_\_\_\_ Date: \_\_\_\_\_

# Rocket Rhythms ☆ ☆ ☆

Understanding rhythms can really be a "blast!" Study these note values to help you get started.


♪ Quarter Note = 1 beat

♪ Half Note = 2 beats

♪ Dotted Half Note = 3 beats


♩ Whole note = 4 beats (in  $\frac{4}{4}$  time)

There is a note pictured on each rocket. First, fill in the number of beats each note receives. An example is given. Then, count how many rockets are traveling to each of the four planets shown below. The quarter-note rockets are going to Saturn. The half-note rockets are going to Jupiter. The dotted-half-note rockets are going to Mars, and the whole-note rockets are going to Neptune.




Name \_\_\_\_\_

Directions: Write the correct name of the note in the box below each note.




1.




2.




3.




4.



5.




6.




7.




8.




9.




10.




11.




12.




13.



14.



15.



16.

A musical staff with a treble clef. The lyrics 'Fine Does Boy Good Every' are written below the staff. Above the staff, a blue arrow points to the first line with the label 'Lines', and another blue arrow points to the first space with the label 'Spaces'. The letters E, C, A, and F are placed above the staff, corresponding to the notes for 'Fine', 'Does', 'Boy', and 'Good' respectively. The letter E is green, C is yellow, A is orange, and F is red. The word 'Every' is written below the staff, with the letter E in blue.

Line	Space	Letter	Word
1		E	Fine
	1	C	Does
2		A	Boy
	2	F	Good
3			Every